
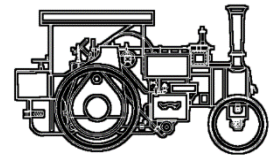
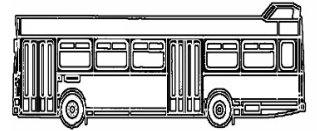



Puzzle Pages

Word find

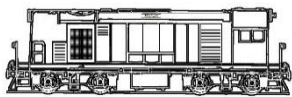
	E	L	T	S	I	H	W	D	V	P	C	E	S	V
Steam	P	R	A	I	L	C	A	R	Z	W	O	H	K	G
Tracks	M	A	V	B	S	N	A	F	W	I	A	V	C	B
Trains	S	A	U	O	H	P	F	J	N	I	L	D	A	D
Trams	T	S	E	V	S	U	B	Y	E	L	L	O	R	T
Trolleybus	S	D	N	T	H	T	Q	R	G	M	U	R	T	O
Wagons	D	I	L	M	S	T	R	A	M	S	E	B	P	O
Whistle	A	E	X	Q	L	S	P	D	D	L	L	A	F	R
Bus	M	S	X	D	N	S	T	A	T	I	O	N	R	E
Carriages	C	E	K	O	Z	Q	S	X	Z	C	K	Q	E	K
Coal	D	L	G	W	T	R	A	I	N	S	T	X	V	O
Diesel	A	A	P	P	L	D	O	H	H	M	O	O	I	M
Driver	W	K	S	E	G	A	I	R	R	A	C	Y	R	S
Railcar	M	B	U	N	O	T	P	G	Q	S	Q	D	D	S
Smoke														
Station														



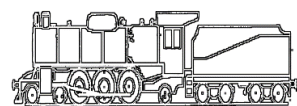
Word scramble



Lcvioootme _____ (pulls the carriages)



Trloely Bus _____ (type of bus that used electricity from power lines)



Tntaublre _____ (used to turn locomotives around)

Plorfam _____ (where you board the train from)



Rndou Huose _____ (type of shed where locomotives are parked)

Sngail Bxo _____ (building used to operate the railway signals)


Dievrr _____ (operates the train)

Taricotn Egnnie _____ (a type of steam engine that drives on roads)

Can you spot the ten differences?



Help Tram 46 make its way through the streets to the tram stop.



What powers our exhibits? Match the correct fuel source to each of our exhibits.

